

1375799-3 ✓ ACTIVE

AMPMODU | AMPMODU PC/104

TE Internal #: 1375799-3

PC/104 Connectors, Board-to-Board, 120 Position, .079 in [2 mm]

Centerline, Printed Circuit Board, Signal, Board Mount, AMPMODU

PC/104

[View on TE.com >](#)



Connectors > PCB Connectors > Board-to-Board Connectors > PC/104 Connectors



Connector System: **Board-to-Board**

Number of Positions: **120**

Centerline (Pitch): **2 mm [ .079 in ]**

Number of Loaded Positions: **119**

Sealable: **No**

## Features

### Product Type Features

Connector System	Board-to-Board
Sealable	No
Connector & Contact Terminates To	Printed Circuit Board

### Configuration Features

Keying & Polarized Position Locations	D-30
Stacking Configuration	Stack Through
Number of Positions	120
Number of Loaded Positions	119

### Electrical Characteristics

Dielectric Withstanding Voltage (Max)	500 VAC
Insulation Resistance	1000 MΩ

### Contact Features

Contact Mating Area Plating Material	Gold
Contact Base Material	Phosphor Bronze
Contact Current Rating (Max)	3 A

### Termination Features

Termination Post & Tail Length	12.27 mm[.493 in]
Termination Method to Printed Circuit Board	Through Hole - Press-Fit



### Mechanical Attachment

Mating Alignment Type	Keyed
Mating Alignment	With
PCB Mount Retention Type	Action/Compliant Tail
Connector Mounting Type	Board Mount

### Housing Features

Housing Material	Nylon - GF
Housing Color	Black
Centerline (Pitch)	2 mm [.079 in]

### Usage Conditions

Operating Temperature Range	-55 – 105 °C [-67 – 221 °F]
-----------------------------	-----------------------------

### Operation/Application

Circuit Application	Signal
---------------------	--------

### Industry Standards

UL Flammability Rating	UL 94V-0
------------------------	----------

### Other

Comment	Flat-rock insertable, See Specific Info Link for information on a PC/104 Extraction Tool.
---------	---

### Product Compliance


[For compliance documentation, visit the product page on TE.com>](#)

EU RoHS Directive 2011/65/EU	Compliant
EU ELV Directive 2000/53/EC	Compliant
China RoHS 2 Directive MIIT Order No 32, 2016	No Restricted Materials Above Threshold
EU REACH Regulation (EC) No. 1907/2006	Current ECHA Candidate List: JUNE 2022 (224) Candidate List Declared Against: JAN 2021 (211) Does not contain REACH SVHC
Halogen Content	Low Halogen - Br, Cl, F, I < 900 ppm per homogenous material. Also BFR/CFR/PVC Free
Solder Process Capability	Not applicable for solder process capability


Product Compliance Disclaimer

This information is provided based on reasonable inquiry of our suppliers and represents our current actual knowledge based on the information they provided. This information is subject to change. The part numbers that TE has identified as EU RoHS compliant have a maximum concentration of 0.1% by weight in homogenous materials for lead, hexavalent chromium, mercury, PBB, PBDE, DBP, BBP, DEHP, DIBP, and 0.01% for cadmium, or qualify for an exemption to these limits as defined in the Annexes of Directive 2011/65/EU (RoHS2). Finished electrical and electronic equipment products will be CE marked as required by Directive 2011/65/EU. Components may not be CE marked. Additionally, the part numbers that TE has identified as EU ELV compliant have a maximum concentration of 0.1% by weight in homogenous materials for lead, hexavalent chromium, and mercury, and 0.01% for cadmium, or qualify for an exemption to these limits as defined in the Annexes of Directive 2000/53/EC (ELV). Regarding the REACH Regulation, the information TE provides on SVHC in articles for this part number is based on the latest European Chemicals Agency (ECHA) 'Guidance on requirements for substances in articles' posted at this URL: <https://echa.europa.eu/guidance-documents/guidance-on-reach>

## Compatible Parts




TE Part # 1375799-2  
ASSY, 120 POS PC104 PLUS



TE Part # 1375800-3  
ASSY, 120 POS PC104 PLUS

## Also in the Series | AMPMODU PC/104



Card Edge Power Connectors(5)



PC/104 Connectors(25)



Rack & Panel Connectors(1)



Rectangular Connector Housings(2)

## Documents

### Product Drawings

ASSY, 120 POS PC104 PLUS

English

### CAD Files

3D PDF

English

Customer View Model

[ENG\\_CVM\\_1375799-3\\_H.2d\\_dxf.zip](#)

English

Customer View Model

[ENG\\_CVM\\_1375799-3\\_H.3d\\_igs.zip](#)

English



### Customer View Model

[ENG\\_CVM\\_1375799-3\\_H.3d\\_stp.zip](#)

English

By downloading the CAD file I accept and agree to the [Terms and Conditions](#) of use.

### Datasheets & Catalog Pages

[AMPMODU\\_INTERCONNECTION\\_SYSTEM\\_SECTION1AND2](#)

English

### Product Specifications

[Application Specification](#)

English

### Product Environmental Compliance

[Product Compliance](#)

English

[Product Compliance](#)

English

### Agency Approvals

[UL Report](#)

English